


Is your community accessible and inclusive?

This survey has been written by The Central Highlands Inclusion Working Group. We want to find out what people think about access and inclusion in our community. Your answers will help us plan for a more inclusive and accessible community.



Is your community accessible?

For example:

- It is easy for everyone to get in and out of buildings
- Footpaths and roads are safe
- Signs are easy to read

Is your community inclusive?





For example, does everyone feel that they belong and are important?

We want to know what you think about community supports.


Community supports are places like swimming pools, sporting clubs, neighbourhood house, men's sheds, restaurants and libraries.







1. Name a community support you use:

			
<input type="checkbox"/> Very accessible?	<input type="checkbox"/> Mostly accessible?	<input type="checkbox"/> Somewhat accessible?	<input type="checkbox"/> Not accessible?
<input type="checkbox"/> Very inclusive?	<input type="checkbox"/> Mostly inclusive?	<input type="checkbox"/> Somewhat inclusive?	<input type="checkbox"/> Not inclusive?


Comments:







2. Name another community support you use:

			
<input type="checkbox"/> Very accessible?	<input type="checkbox"/> Mostly accessible?	<input type="checkbox"/> Somewhat accessible?	<input type="checkbox"/> Not accessible?
<input type="checkbox"/> Very inclusive?	<input type="checkbox"/> Mostly inclusive?	<input type="checkbox"/> Somewhat inclusive?	<input type="checkbox"/> Not inclusive?


Comments:



4. Name another mainstream support you use:

			
<input type="checkbox"/> Very accessible?	<input type="checkbox"/> Mostly accessible?	<input type="checkbox"/> Somewhat accessible?	<input type="checkbox"/> Not accessible?
<input type="checkbox"/> Very inclusive?	<input type="checkbox"/> Mostly inclusive?	<input type="checkbox"/> Somewhat inclusive?	<input type="checkbox"/> Not inclusive?


Comments:



5. Are there supports that you go to that are the best at being inclusive and accessible?




6. Are there any mainstream or community supports you want to use or try?



COVID 19 has impacted on access and inclusion for people with disabilities eg Online ordering, home delivery services, telehealth and more space in our shops and cafes, placing tables further apart and removing displays from doorways.

7. Tell us about your positive or negative experiences during COVID 19. What improvements and practices should be kept in place now that COVID 19 restrictions are being lifted?



8. Do you identify as Aboriginal or Torres Strait Islander?

Yes No



You have finished the survey. Thank you!

Your feedback will help us form the direction of future plans and projects to improve access and inclusion within our community. Have you got more to tell us? Let us know how to contact you.

How to give us your finished survey. To give us your survey you can

- Return to your NDIS Local Area Coordinator office
- Email to
COMMUNITY.CAPACITY.BUILDING.C.H@ndis.gov.au